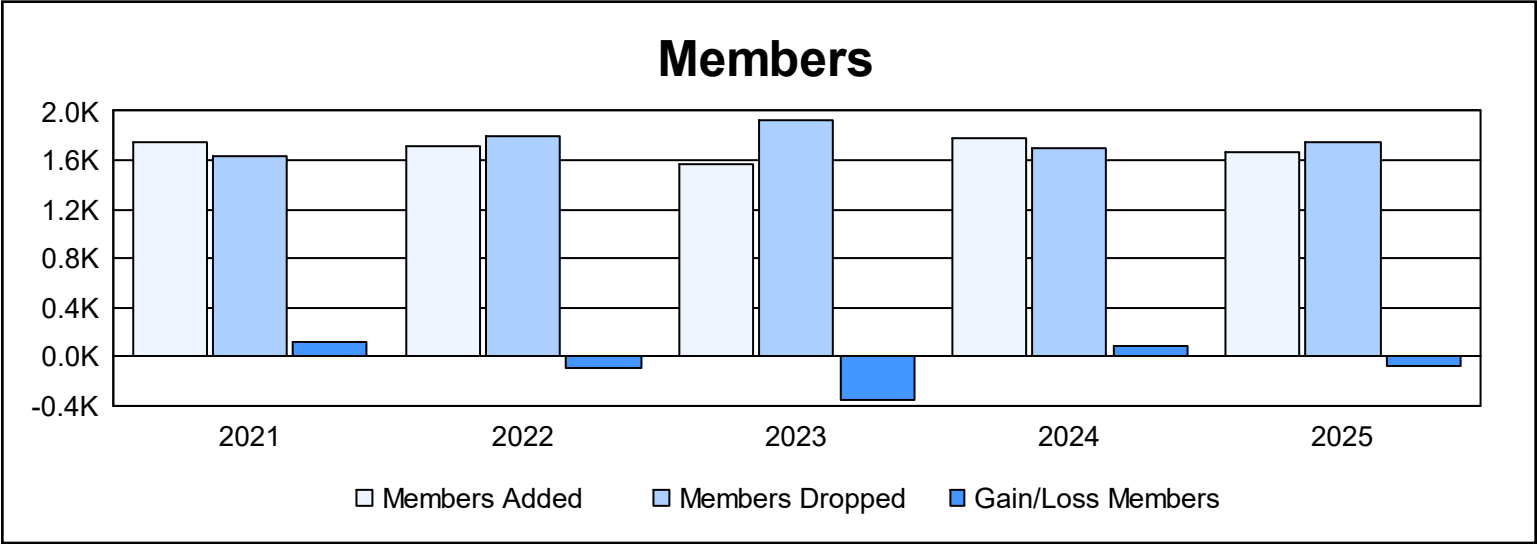
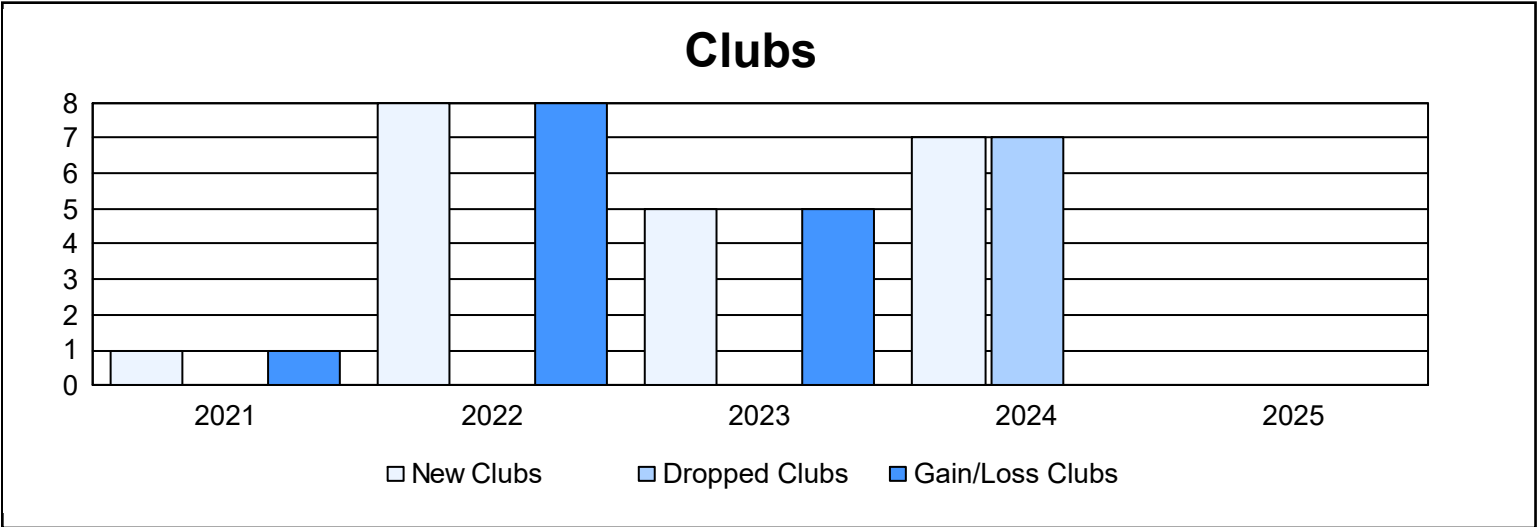
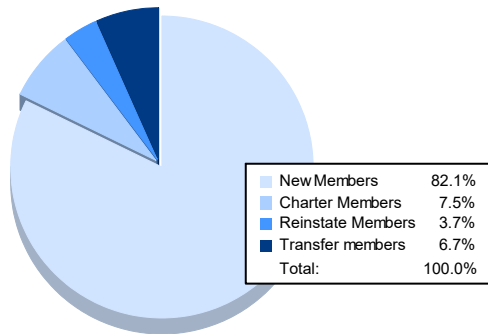


Year	New Clubs	Dropped Clubs	Gain/ Loss Clubs	New Members	Charter Members	Reinstate Members	Transfer Members	Total Member Added	Total Members Dropped	Gain/ Loss Members
2020-2021	1	0	1	1,571	48	83	49	1,751	1,625	126
2021-2022	8	0	8	1,221	313	105	68	1,707	1,797	-90
2022-2023	5	0	5	1,238	185	82	61	1,566	1,924	-358
2023-2024	7	7	0	1,427	187	105	68	1,787	1,706	81
2024-2025				1,364	124	61	112	1,661	1,744	-83
Average	5	2	4	1,364	171	87	72	1,694	1,759	-65



### Membership Composition June 2025 Cumulative



### Gender Composition June 2025 Cumulative

